

SERIES S&H ECM | ECM CIRCULATORS | SUBMITTAL

File No: 10.515
 Date: JULY 15, 2020
 Supersedes: 10.515
 Date: DECEMBER 20, 2017

Job: _____ Representative: _____
 _____ Ordered by: _____ Date: _____
 Engineer: _____ Submitted by: _____ Date: _____
 Contractor: _____ Approved by: _____ Date: _____

PUMP DESIGN DATA

Pump model: _____ Flange size: _____
 No. of pumps: _____ Note: _____
 Capacity: _____ USgpm (L/s) Head: _____ ft (m)
 Temperature: _____ °F (°C) Liquid: _____
 Companion flanges: Included
 All Bronze Circulators are NSF - 372 rated

MATERIALS OF CONSTRUCTION

PART NAME	BRONZE FITTED	LEAD FREE BRONZE*
Pump Body	Cast iron	Lead free bronze

Impeller: Non-ferrous

Bearings: Sleeve - Oil lubricated for the H-63 to 67 and S-69 **
 'Maintenance free' bearings - No lubrication for the H-53, H-54, S-55 and S-57 ***

Seal: Mechanical

Stationary seal face: Sintered silicon carbide

* Contains less than 0.25% lead, weighted average.

** Alloy shaft with copper sleeve.

*** Stainless steel shaft.

CAUTION

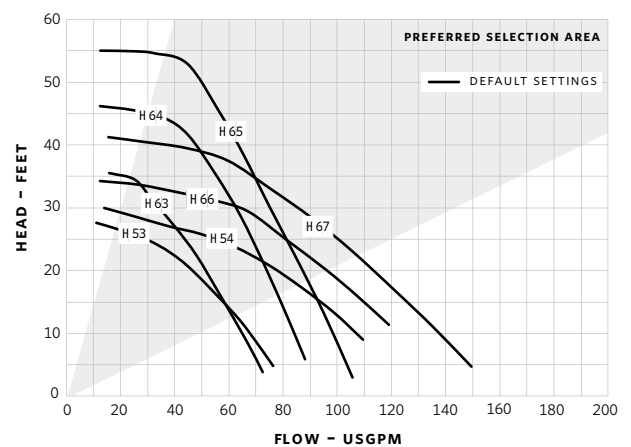
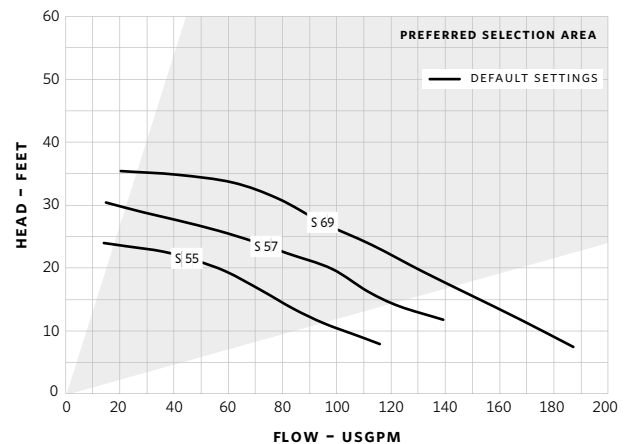


To avoid motor overheating and possible burnout, do not operate pump outside of the preferred operating range. To view these operating ranges, please see the submittals on our website, file numbers for S series 10.50 and H series 10.51.

MAXIMUM PUMP OPERATING CONDITIONS

175 psig at 225°F (1206 kPa at 107°C)

PERFORMANCE CURVE



Based on 1800 RPM, 60 Hz motors.

For 50 Hz motors write for special capacity charts.

MODEL	FLANGE SIZE (N.P.T)	MOTOR [†]		DIMENSIONS inches (mm)				WEIGHT
		HP	PHASE AND VOLT	A	B	C	D	lbs (kg)
H-53-1	1.5	½	1 phase 115 v	20.36 (517)	11.50 (292)	16.79 (426)	0.88 (22)	59 (26.8)
			1 phase 208-230 v	20.36 (517)	11.50 (292)	16.79 (426)	0.88 (22)	59 (26.8)
H-54-1	2	¾	1 phase 115 v	20.42 (519)	11.50 (292)	19.93 (506)	0.88 (22)	66 (30.0)
			1 phase 208-230 v	20.42 (519)	11.50 (292)	19.93 (506)	0.88 (22)	66 (30.0)
H-63-1	1.5	½	1 phase 115 v	23.12 (587)	13.50 (343)	19.93 (506)	0.88 (22)	91 (41.4)
			1 phase 208-230 v	23.12 (587)	13.50 (343)	19.93 (506)	0.88 (22)	91 (41.4)
H-64-1	1.5	¾	1 phase 115 v	23.12 (587)	13.50 (343)	19.93 (506)	0.88 (22)	95 (43.2)
			1 phase 208-230 v	23.12 (587)	13.50 (343)	19.93 (506)	0.88 (22)	95 (43.2)
H-65-1	1.5	1	1 phase 208-230 v	23.12 (587)	13.50 (343)	19.93 (506)	0.88 (22)	100 (45.4)
H-66-1	2	¾	1 phase 115 v	23.53 (598)	14.02 (356)	20.04 (509)	0.88 (22)	115 (52.3)
			1 phase 208-230 v	23.53 (598)	14.02 (356)	20.04 (509)	0.88 (22)	115 (52.3)
H-67-1	2	1	1 phase 208-230 v	23.53 (598)	14.02 (356)	20.04 (509)	0.88 (22)	123 (55.9)
S-55-1	3	½	1 phase 115 v	20.24 (514)	12.00 (305)	16.93 (430)	1.00 (25)	77 (35.0)
			1 phase 208-230 v	20.24 (514)	12.00 (305)	16.93 (430)	1.00 (25)	77 (35.0)
S-57-1	3	¾	1 phase 115 v	20.42 (519)	11.50 (292)	16.93 (430)	1.00 (25)	80 (36.4)
			1 phase 208-230 v	20.42 (519)	11.50 (292)	16.93 (430)	1.00 (25)	80 (36.4)
S-69-1	3	1	1 phase 208-230 v	24.44 (621)	14.25 (362)	19.93 (506)	1.00 (25)	113 (60.5)

Dimensions shown are for reference only. For exact dimensional data, contact factory.

[†]All single phase motors are equipped with a built-in thermal overload protection.

Three phase motors require external overload protection.

Conduit box not supplied on ½ hp or greater.

TORONTO

+1 416 755 2291

BUFFALO

+1 716 693 8813

BIRMINGHAM

+44 (0) 8444 145 145

MANCHESTER

+44 (0) 8444 145 145

BANGALORE

+91 (0) 80 4906 3555

SHANGHAI

+86 (0) 21 5237 0909

SÃO PAULO

+55 11 4785 1330

LYON

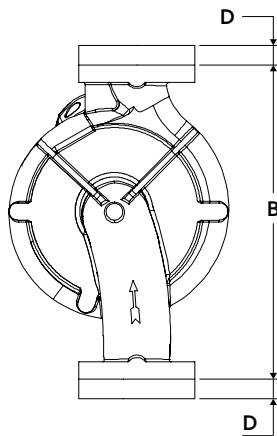
+33 (0) 420 102 625

DUBAI

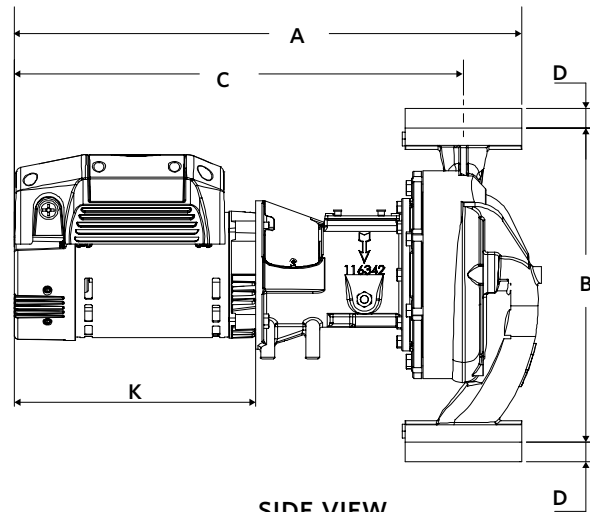
+971 4 887 6775

MANNHEIM

+49 (0) 621 3999 9858



END VIEW



SIDE VIEW

To make the installation faster and simpler Armstrong provides a 0-10Vdc connector cable that connects direct to the s&h ECM motor to 0-10Vdc wiring. Part # D500400-301