




Increase ROI and reduce risk
with your complex projects

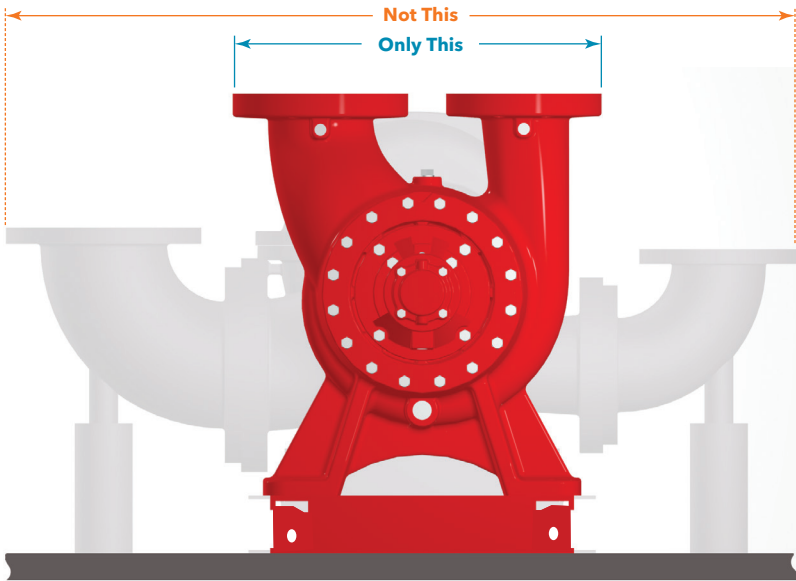


B-477



Bell & Gossett
a xylem brand

Save time, space and money with VSX pumps, optimized for large commercial projects.



VSC Versus Traditional Horizontal Split-Case Pump

COST SAVING


The groundbreaking design of the VSX platform helps **reduce both capex and opex costs, significantly improving your ROI**. It optimizes the advantages of vertical suction and discharge piping applications by **eliminating the added costs** of space-robbing elbows, protruding accessories and pipe supports.

SPACE SAVING

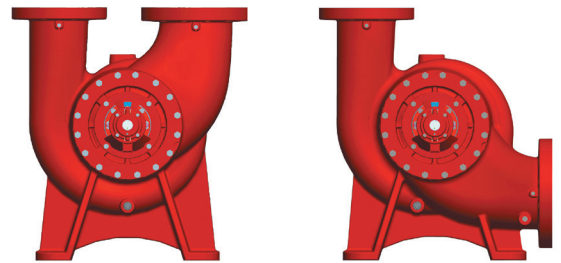
The revolutionary design of the VSX can **reduce your equipment's footprint by up to 40 percent** when compared to traditional double-suction pumps and large VIL pumps.

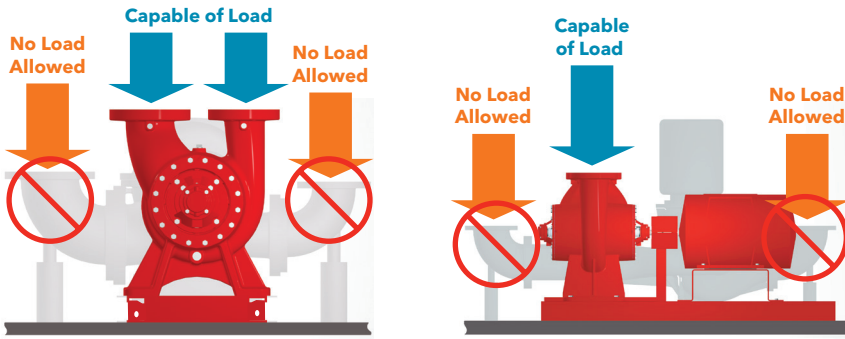
REDUCED RISK

Installation is easy, thanks to the VSX design, which includes an ANSI/OSHA coupling guard. The pump's one-piece unitized seal eliminates multiple components, to help you **avoid installation errors**.



VSC Versus Traditional Vertical Inline Pump





The VSX is also easy to maintain, which will **reduce your downtime**. Its components are readily accessible from both sides of the pump, so it can be serviced without disturbing the piping or the motor.

EFFICIENT

When Bell & Gossett engineered the VSX platform, we identified the most common chiller, cooling tower and general pumping requirements. We matched the best efficiency points (BEP) of the VSX to common chiller and tower sizes, and to normal, industrially-specified flows and head conditions. As a result, it provides consistently **high efficiency throughout your building's performance**.

LONGEST LIFE, LOWEST LIFECYCLE COST

The VSX is constructed to significantly increase pump life. It is designed to accept static load without undue stress, deflection or vibration. This reduces wear on the coupling, the maintenance-free bearings and the mechanical seals, and prevents early failure of the equipment. All this adds up to an estimated **useful life of 25 years**, allowing your VSX pump system to continue working long after a vertical inline would have to be replaced. There is no comparison - the VSX is the best solution for any mechanical room.

Pump Type	Average Hours	Average Service Lifetime
End Suction Close Couple	29,288	13.3 years
End Suction Frame Mounted	53,335	23.4 years
In Line	35,004	15.8 years
Submersible Turbine	15,392	10.5 years

Source: U.S. Department of Energy technical support document

Applications

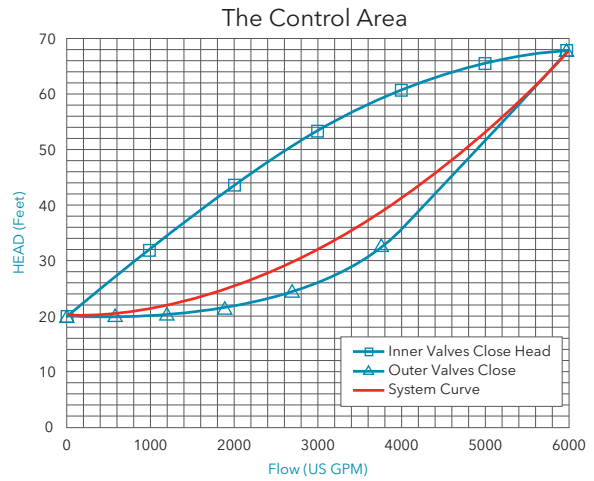
- Central utility plants
- Mission critical facilities: hospitals, data centers, airports, universities, stadiums
- Condenser water pumps (due to low NPSH)

Statistics

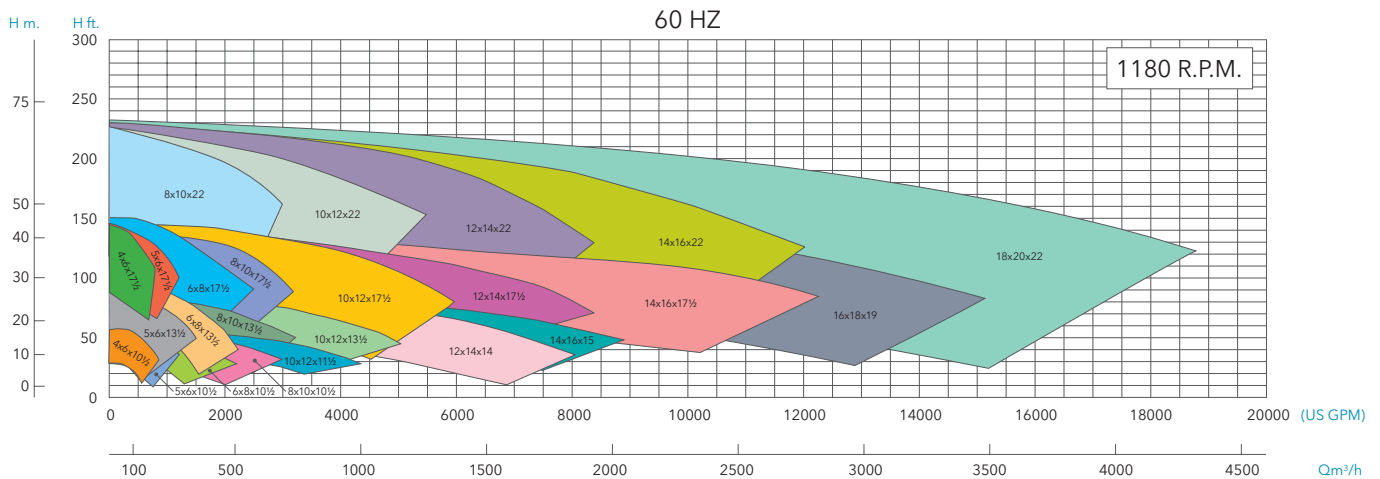
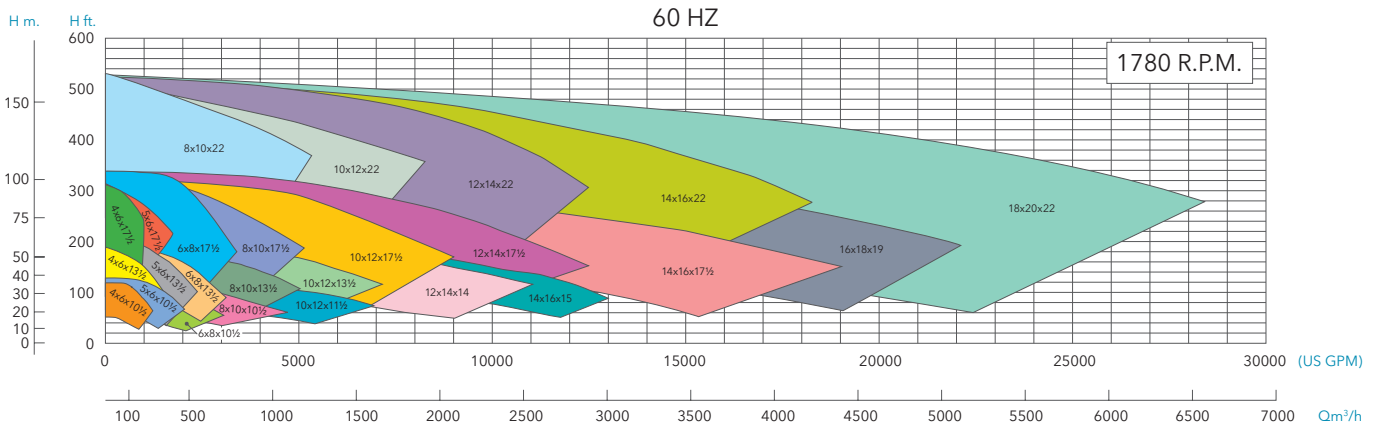
- Hydraulic coverage to meet all design requirements
- Flows from 500 to 28,000 GPM / 114 to 6400 m³/h
- Heads from 30 to 530 feet / 9 to 161 meters
- Working pressures of 175 and 300 psig / 12 and 20 Bar
- ANSI flange ratings of 125# and 250#
- Temperature 0 to 300°F / -17 to 148°C

CONTROLLABILITY

You can maximize your energy efficiency by controlling the pump over a "control area" rather than a control curve. By pairing the VSX design with this "control area" methodology, you'll have one of the most efficient systems available today. Ask one of our Bell & Gossett experts how the right control strategy can save money and **increase your ROI.**



VSX Performance Range



We value your feedback. Please take our 3 question survey at bellgossett.com/survey to let us know how we are doing.



Xylem Inc.
8200 N. Austin Avenue
Morton Grove, IL 60053
Phone: (847) 966-3710
Fax: (847) 965-8379
www.bellgossett.com

Bell & Gossett is a trademark of Xylem Inc. or one of its subsidiaries.
© 2017 Xylem Inc. B-477 December 2017